


Cat and mouse

Let's play and talk together

- ❖ Tuck a scarf or stocking into the back of your pants to make a tail. Give your child a tail too.
- ❖ Pretend you are a cat and your child is a mouse. When you say "Go," your child, the mouse, tries to run away from you, the cat.
- ❖ Try to catch the mouse by pulling off its tail.
- ❖ After you catch the mouse, switch places and let your child be the cat.



A good read-together book



Cat & Mouse by Ian Schoenherr

Hints for success

- ❖ Run slowly enough so your child can catch you and remove your tail.
- ❖ Make cat sounds while you are chasing the mouse, or mouse sounds when you are being chased.

I'm a big hungry cat,
and I'm going
to catch you!

What happened
to my tail?

Ways to say it


You will need a scarf or stocking for each person.

This activity is good for running and grasping,
making sounds, and learning new words.

More ideas for Cat and mouse

Try this way


- ❖ Play some fast music to make the game more lively.
- ❖ Say the poem *Pussycat, Pussycat* together when you take a break from running.



Language development

Point out animals with tails whenever you see them. Help your child learn new words to talk about tails, e.g. short, long, fluffy, straight, curly, droopy, etc.

A good read-together book



Cat & Mouse: A Delicious Tale by Jiwon Oh

Pussycat, Pussycat

Pussycat, pussycat, where have you been?
I've been up to London to visit the Queen.

Pussycat, pussycat, what did you dare?
I frightened a little mouse under her chair.

MEOWWI

Traditional