



COUNCIL MEETING
Monday, April 1, 2024
6:30 p.m.
Council Chambers, City Hall

PAGE 1

Page

ADOPTION OF AGENDA

Adoption of Agenda.

ADOPTION OF MINUTES

Adoption of minutes of the regular Council meeting held March 18, 2024.

PROCLAMATIONS

Rebecca Anderson, CEO of Tourism Swift Current, and Karen Richmond, Chairperson of the Tourism Swift Current Board of Directors, will attend to proclaim April 15 to April 19, 2024 as "Tourism Awareness Week".

DELEGATIONS

PUBLIC HEARINGS/PUBLIC NOTICE MATTERS/ORDERS

ITEMS FOR ACTION

- 1 Accounts.
- 3 Report regarding Notice of Motion for Bylaws to Establish the Mill Rate, Establish the Mill Rate Factors, Special Levy, and Exempt the 2024 Assessment of Certain Properties.
- 5 Report regarding East Landfill Cover Soils Contract.
- 7 Report regarding Composting Operations Contract.
- 9 Report regarding Community Services Facility Rates 2024 - 2025.

REPORTS FOR INFORMATION

BYLAWS

- 20 Bill No. 5 – 2024 A bylaw to amend Zoning Bylaw No. 24 – 2014 by adding existing mobile homes as a permitted principal use in a UR – Urban Reserve District.
Notice given February 20, 2024.
Will receive three readings – Councillor Friesen



COUNCIL MEETING
Monday, April 1, 2024
6:30 p.m.
Council Chambers, City Hall

PAGE 2

UNFINISHED BUSINESS

NEW BUSINESS

- 21** Prairie Pioneers Independent Housing Inc. Meeting Agenda from March 20, 2024.
- 22** Swift Current & District Chamber of Commerce Meeting Agenda from March 20, 2024.

COMMUNICATIONS

ITEMS REQUESTED TO BE DISCUSSED EN CAMERA

- 23** Request regarding Sponsorship Proposal.
- 24** Request regarding Facility Rates.

REPORTS OF COUNCIL MEMBERS/ENQUIRIES

ADJOURNMENT

NEXT MEETING DATE:

Monday, April 29, 2024 – 6:30 p.m.

March 21, 2024

TO: Council
FROM: Kari Cobler, General Manager of Corporate Services
RE: Accounts

Enclosed are the General Revenue Fund Disbursements for the period
Mar 7 - 21, 2024

	<u>Current</u>	<u>Year to Date</u>
Regular Accounts	242,046.78	1,176,795.13
Payroll Benefits	316,822.06	2,190,971.61
School Payments (Holy Trinity RCSSD #22)	-	114,955.43
School Payments (Minister of Finance)	-	490,641.03
Sask Power - (Energy Purchase)	1,238,735.81	3,926,671.57
Sask Power	-	11,471.83
SaskEnergy	78,553.96	245,348.98
SaskTel	-	41,340.38
General Contractors:		
Aevitas Inc	-	20,901.12
Arboriculture Canada Training	11,457.34	11,457.34
B & A Petroleum	41,320.14	122,849.74
Brandt Tractor Ltd	21,129.85	25,074.96
Chemtrade West Ltd	17,980.49	71,497.48
Chinook Regional Library	-	227,131.50
Clartech Industries	10,839.59	20,506.06
CloudPermit Inc	-	21,090.00
Delco Automation Inc	-	32,317.65
Eecol Electric Ltd	-	49,057.12
Flaman Sales	-	12,225.15
Flocor Inc	-	20,111.71
FP Teleset Francotyp	-	36,750.00
GFL Environmental Inc	45,379.91	209,410.27
Integrity Electrical Services	-	14,746.60
KK Golf Management Inc	-	12,313.80
Knudsen Excavating	-	47,126.63
Lee's Tree Care & Landscaping	25,418.25	35,222.10
Leeville Construction Ltd	77,713.72	127,079.19
Len's Plumbing & Heating	-	26,729.55
Paradise Pools	-	16,644.45
PTI Utility Supply Ltd	-	19,796.62
RCMP	-	903,139.00
Redhead Equipment Ltd	-	46,756.20
Riverside Electric Ltd	-	43,065.69
Rock Solid Trucking Ltd	-	72,146.96
Saskatchewan Abilities Council	-	113,430.89

Saskatchewan Public Safety Agency	-	35,175.00
SGI	-	65,167.68
Southern Star Trucking & Excavation Ltd	-	40,873.90
Southwest Cultural Development Group Inc	-	60,000.00
SUMA	-	21,439.01
Superior North America Inc	-	15,348.23
Swift Current Diesel	10,337.15	13,319.96
Swift Current Lions Club	12,000.00	12,000.00
Tourism Swift Current	-	60,500.00
Triways Disposal Services	111,413.45	220,191.85
Uline Canada	-	13,644.93
United Paving (1983) Ltd	-	62,310.29
Valmont West Coast Engineering	-	90,057.45
Vertex Inc	-	11,820.39
Vigilant Consulting Services	-	71,832.86
Wastequip (Toter LLC)	-	55,783.52
Wheatland Machine Shop	-	51,221.08
Wiebe Contracting	-	32,961.12
Y & K Cleaning Ltd	10,224.21	30,672.63
TOTAL	\$ 2,271,372.71	\$ 11,521,093.64

RECOMMENDATION:

I recommend that \$2,271,372.71 in disbursements be approved.

REPORT PREPARED BY:

Lisa Hagen, Accounts Payable Supervisor

SIGNATURE: 

APPROVAL: 

I concur with the recommendation



 Jim Jong, CAO



City of Swift Current

C.A.O. Report

Date: March 15, 2024

To: Chief Administrative Officer

From: General Manager of Corporate Services

Subject: **Notice of Motion for Bylaws to Establish the Mill Rate, Establish the Mill Rate Factors, Special Levy, and Exempt the 2024 Assessment of Certain Properties**

BACKGROUND

Every year, Council needs to approve and adopt various agreements and policies to exempt certain properties from taxation, as well as to set the uniform mill rate and associated tax policies.

DISCUSSION

This report deals with giving public notice, as required by *The Cities Act*, that the necessary bylaws to establish the mill rate, the mill rate factors, the special levy for the long-term care facility, as well as to exempt the assessment of certain properties, be brought forward at a future meeting of Council.

This year, the percentage of values stipulated by the Province of Saskatchewan will remain unchanged. The percentage of value is applied to the total assessed value of each property to determine the portion that is taxable. In 2024, the percentage of value by property class is as follows:

Class	2024 Percentage of Value	2023 Percentage of Value
Agriculture	55%	55%
Non-Arable	45%	45%
Commercial (including Industrial, Elevator, Pipeline, Railway)	85%	85%
Multi Family Residential	80%	80%
Residential	80%	80%

In addition, notification regarding the education property tax mill rates to be levied on all properties in the 2024 taxation year is forthcoming from the Ministry of Government Relations and Holy Trinity Roman Catholic Separate School Division No. 22. As has been done in past years, municipalities will collect public and separate education property taxes and remit the funds to the Province or the separate school division.

RECOMMENDATION

THAT Notice of Motion be given at this time by advising the public of City Council's intention to consider a bylaw to establish the mill rate;

THAT Notice of Motion be given at this time by advising the public of City Council's intention to consider a bylaw to establish the mill rate factors;

THAT Notice of Motion be given at this time by advising the public of City Council's intention to consider a bylaw to establish a special levy for funding of the long-term care facility;

and

THAT Notice of Motion be given at this time by advising the public of City Council's intention to consider a bylaw to exempt the 2024 assessment of certain properties.




Kari Cobler, General Manager of Corporate Services

CAO Recommendation:

I concur with the recommendation.



Jim Jones, CAO



City of Swift Current

C.A.O. Report

Date: March 22, 2024
To: Chief Administrative Officer
From: General Manager of Infrastructure
Subject: East Landfill Cover Soils Contract

BACKGROUND

Soil is required for the daily operation of the City's East Landfill for the covering of waste. The Municipal landfill must maintain a consistent and reliable supply of cover materials to maintain regulatory compliance and operational efficiencies. These materials help to minimize windblown debris, reduce water infiltration, and provide vehicle access to the waste tipping face as the landfill develops.

Through a consistent and reliable supply of quality cover soils over the past three (3) years, the East landfill has achieved regular covering of waste and has developed an on-site contingency stockpile while reducing the annual soil consumption and associated costs.

DISCUSSION

On March 5th, 2024, the City initiated a request for proposals to supply the East Landfill with soils suitable for daily cover for a term of three (3) years. Seven (7) proposals were received with five (5) meeting minimum requirements, ranging in unit price, from \$7.43 per tonne to \$10 per tonne. Southern Star Trucking and Excavation Ltd. offered the greatest value to the City based on pricing, experience and qualifications and received the highest score.

The proposed contract is for the supply and delivery of 1,000 tonnes of clay like cover material per month at a rate of \$7.44/tonne. The annual cost of the contract is \$89,280 (PST exempt, GST excluded), funded through the Solid Waste Utility's operating budget. The total value of the contract is \$267,840 (PST exempt and GST excluded).

RECOMMENDATION

THAT City Council approves the three (3) year contract with Southern Star Trucking and Excavation Ltd. of Swift Current, SK to provide landfill cover soils to the City's East Municipal Landfill at an annual cost of \$89,280 (PST exempt, GST excluded) and that the Mayor and City Clerk be authorized to sign the contact.



Greg Parsons, General Manager of Infrastructure
gp/ks

CAO Recommendation:

I concur with the recommendation.



Jim Jones, CAO



City of Swift Current

C.A.O. Report

Date: March 22, 2024
To: Chief Administrative Officer
From: General Manager of Infrastructure
Subject: Composting Operations Contract

BACKGROUND

The City of Swift Current's composting program began in 2019, where the City's yard waste and wood chips were blended and composted. Since that time, the program has increased annual production, sales and has successfully produced quality compost every year with no limitations for use as defined by federal compost regulations.

The City's East Landfill annually receives and diverts an average of 4,000 m³ of yard waste. Previous composting operations were unable to utilize all of the incoming yard waste. Therefore, the excess yard waste materials have been stockpiled at the landfill. The 2024 composting program will utilize a minimum of 5,000 m³ of yard waste and woodchips until the stockpile is depleted. By diverting the yard waste from being landfilled, the compost program has an approximate airspace savings value of \$200,000 annually.

If the materials diverted through the Yard Waste Collection program weren't composted, they would be required to be landfilled. The landfilling of organic waste is known to contribute to greenhouse gas (GHG) emissions, with landfills producing 23% of Canada's annual methane emissions. Methane is generally recognized as 25 times as potent of a GHG when compared to Carbon Dioxide. As regulations surrounding GHG emissions continue to change, there is the future potential for financial penalties if yard waste were to be landfilled.

DISCUSSION

The City issued a request for proposals (RFP) for composting operations on SaskTenders and the City website on February 5th, 2024, which closed February 28th, 2024. After receiving only one (1) proposal, the City entered into negotiations with GFL Environmental Inc. A price was reached which Administration believes to provide strong value to the City of Swift Current.

The cost of operations has decreased for the 2024 season, bringing the program to a sustainable level to process the amount of materials collected through the City's Yard Waste Collection program. The proposed three (3) year contract, with two (2) options to extend for two (2) years, is for the composting operation at the City's East Landfill, from April 15th, 2024, until October 31st, 2026.

The annual cost of the contract is \$83,718.10 (PST exempt, GST excluded), funded through the Solid Waste Utility's operating budget.

RECOMMENDATION

THAT City Council awards the three (3) year Composting Operations contract, with two (2) options to extend, to GFL Environmental Inc. at an annual cost of \$83,718.10 (PST exempt, GST excluded) and that the Mayor and City Clerk be authorized to sign the contract.



Greg Parsons, General Manager of Infrastructure
gp/ks

CAO Recommendation:

I concur with the recommendation.



Jim Jones, CAO



City of Swift Current

C.A.O. Report

Date: March 14, 2024
To: Chief Administrative Officer
From: General Manager Community Services
Subject: **Community Services Facility Rates 2024 - 2025**

BACKGROUND

Rates are reviewed and assessed for the City of Swift Current's Community Services facilities yearly. The rates are approved by City Council and incorporated September 1st of each year. Cemetery and golf course fees are independent and reviewed and approved separately by Council.

The Community Services facilities can be split into two categories: (1) minimal or non-revenue generating facilities and (2) revenue generating facilities. Historically, Council has directed the revenue generating facilities to recover 40% of overall total facility operating costs.

The minimal or non-revenue generating facilities include ball diamonds, tennis courts, outdoor rinks, soccer pitches, beach volleyball courts, park rentals, arts and culture.

The main revenue generating facilities include the InnovationPlex, Aquatic Centre, S3 Arenas, Lieutenant Colonel Clifton Centre, Dickson Community Centre, Fairview Pool, and Kinetic Park. These facilities generate revenues from users who pay a fee to use them. The user fees offset the operational expenses of the facility. For Councils information Community Services revenue generating facilities recovered 49% in 2023, budgeted 43% for 2024 and projections for 2025 are 44%.

DISCUSSION

Forecasting, setting, and monitoring of facility rates is an on-going and challenging task. It takes considerable time and effort to calculate future operational expenses in order to set revenue targets to meet the designated recovery rates. Operational costs are impacted by several factors including electricity, gas, water, wages, contractor costs, carbon tax, materials and equipment. Increases are anticipated in facility operational expenses for the upcoming years and therefore have been budgeted into the projections. Revenue projections are based on a regular year's ability to maintain and increase facility bookings and programming.

Rates include ice surface and swimming pool rentals, room rentals, riding arenas, camping, storage, art classes and accessories (tables, chairs, stage, benches, drapes, microphones, games), etc. All rates are not automatically increased by the same percentage. The rate for each facility is reviewed and recommendations for the rates are provided accordingly.

Standard recommended increases include:

- 3% increase on arena ice rates
- 5% increase on athletic field per player rates
- 3% increase on dry floor surface rates
- 5% increase on all LCol. Clifton and Dickson Centre rates
- 3% increase on Community Garden rentals
- 3% increase on banquet and meeting room rentals
- 3% increase on extra revenue rentals
- 3% increase on all park rentals
- 3% increase on camping
- 1% increase on aquatic programming, with some exceptions
- 1% increase on aquatic facility rates
- 1% increase on aquatic general admissions
- 3% increase on Art Galley rates
- 3% increase on Museum rates

The Recreation, Parks and Culture Board met on March 11th, 2024, and was presented the Facility Rates information report including detailed information on recovery rate comparisons, past facility rate increases, and community comparisons. Upon review and discussion, the Recreation, Parks and Culture Board supported the information as presented and endorsed the recommended rate increases.

RECOMMENDATION

THAT City Council approves the facility rates as attached in Appendix A (GST and PST excluded) to be in effect from September 1st, 2024, to August 31st, 2025.



Nicole Spenst, General Manager of Community Services

CAO Recommendation:

I concur with the recommendation.


Jim Jones, CAO



City of Swift Current
Community Services Division
Recreation, Parks & Culture Rates
2024/2025

APPENDIX A

Effective September 1, 2024 - August 31, 2025		2023/2024		2024/2025			2024/2025
		Before Taxes	Taxes included	Before Taxes	GST	PST	Taxes included
InnovationPlex/S3 Arenas		2023/2024	2023/2024	2024/2025	GST	PST	2024/2025
Minor Groups	Prime/Hour (includes weekends & stats): 3:30pm to 11pm	\$ 115.24	\$ 121.00	\$ 118.81	\$ 5.94		\$ 124.75
	Non Prime/Hour: 6am to 3:30pm	\$ 63.81	\$ 67.00	\$ 65.71	\$ 3.29		\$ 69.00
	InnovationPlex game/Hour	\$ 128.57	\$ 135.00	\$ 132.38	\$ 6.62		\$ 139.00
General & Business	Prime/Hour (includes weekends & stats): 3:30pm to 11pm	\$ 174.52	\$ 183.25	\$ 179.77	\$ 8.99		\$ 188.75
	Non Prime/Hour: 6am to 3:30pm and 11pm to close	\$ 128.57	\$ 135.00	\$ 132.38	\$ 6.62		\$ 139.00
	InnovationPlex game/ Hour	\$ 191.43	\$ 201.00	\$ 197.14	\$ 9.86		\$ 207.00
Public Skating	Weekday Public Skating Per Person	\$ 2.86	\$ 3.00	\$ 2.86	\$ 0.14		\$ 3.00
	Weekday Public Skating Per Family	\$ 4.76	\$ 5.00	\$ 4.76	\$ 0.24		\$ 5.00
	Sponsored Weekend Public Skating	\$ -	\$ -	\$ -	\$ -		\$ -
Summer Ice	Per Hour	\$ 230.00	\$ 241.50	\$ 236.90	\$ 11.85		\$ 248.75
Tournaments	Youth/Hour	\$ 128.09	\$ 134.49	\$ 132.38	\$ 6.62		\$ 139.00
	Adult/Hour	\$ 191.43	\$ 201.00	\$ 197.14	\$ 9.86		\$ 207.00
Noon Hour Hockey	Per booking	\$ 62.86	\$ 66.00	\$ 64.77	\$ 3.24		\$ 68.00
Rush Ice (April 1 - Aug 31)	Person/Hour (S3 Arena Only)	\$ 22.86	\$ 24.00	\$ 23.58	\$ 1.18		\$ 24.75
Rush Ice (Sept 1 - March 31)	Person/Hour (S3 Arena Only)	\$ 13.33	\$ 14.00	\$ 13.81	\$ 0.69		\$ 14.50
Rush Ice Dressing Room (per 3 people)				\$ 9.52	\$ 0.48		\$ 10.00
S3 Arena Surface (dry)	Youth/Hour	\$ 65.71	\$ 69.00	\$ 67.62	\$ 3.38		\$ 71.00
	Adult/Hour	\$ 101.90	\$ 107.00	\$ 105.00	\$ 5.25		\$ 110.25
	Youth tournament/Hour	\$ 73.00	\$ 76.65	\$ 75.24	\$ 3.76		\$ 79.00
	Per Day	\$ 1,071.00	\$ 1,124.55	\$ 1,103.10	\$ 55.15		\$ 1,158.25
	Damage Deposit (for day rental)	\$ -	\$ -	\$ 625.00			\$ 625.00
Curling Ice Surface (dry)	Per Day	\$ 2,537.38	\$ 2,664.25	\$ 2,613.57	\$ 130.68		\$ 2,744.25
	Damage Deposit (for day rental)	\$ -		\$ 625.00			\$ 625.00
	Summer Ice (plus install fee)	\$ 3,251.43	\$ 3,414.00	\$ 3,349.04	\$ 167.45		\$ 3,516.50
InnovationPlex Arena Dry Floor Surface	Per Day	\$ 3,264.05	\$ 3,427.25	\$ 3,361.90	\$ 168.10		\$ 3,530.00
	Damage Deposit (for day rental)	\$ -		\$ 625.00			\$ 625.00
	Youth Dry floor Tournament / Hour	\$ 73.00	\$ 76.65	\$ 75.24	\$ 3.76		\$ 79.00
	Glass Removal/ or market price	\$ 3,858.75	\$ 4,051.69	\$ 2,160.00	\$ 108.00		\$ 2,268.00
Stage pieces at InnovationPlex	Per Piece/ Per Day	\$ 28.67	\$ 30.10	\$ 29.50	\$ 1.48	\$ 1.77	\$ 32.75
Parking Lot (InnovationPlex & Kinetic Park)	Small Usage - Not Disrupting	\$ 210.00	\$ 220.50	\$ 216.19	\$ 10.81		\$ 227.00
	Large Usage - Unable to Utilize	\$ 1,057.00	\$ 1,109.85	\$ 1,088.81	\$ 54.44		\$ 1,143.25
	Per Hour	\$ 26.19	\$ 27.50	\$ 26.91	\$ 1.35		\$ 28.25
InnovationPlex drapery	Offsite: Per Foot	\$ 2.70	\$ 3.00	\$ 2.79	\$ 0.14	\$ 0.17	\$ 3.10
	Onsite: Per Foot	\$ 1.67	\$ 1.85	\$ 1.71	\$ 0.09	\$ 0.10	\$ 1.90
Wireless microphone or lapel mic	Each (on site rental)	\$ 102.48	\$ 113.75	\$ 105.63	\$ 5.28	\$ 6.34	\$ 117.25
InnovationPlex Auditorium (3404 sq.ft.)		2023/2024	2023/2024	2024/2025	GST	PST	2024/2025
Damage Deposit	Per Rental	\$ 625.00	\$ 625.00	\$ 625.00			\$ 625.00

*All rates include applicable taxes.

**Rates subject to change

Rental	Per Hour	Min 2 hr rental	\$ 206.90	\$ 217.25	\$ 213.10	\$ 10.65	\$ 223.75	
	Per Day		\$ 918.10	\$ 964.01	\$ 945.71	\$ 47.29	\$ 993.00	
	Weekday 8-6pm		\$ 827.62	\$ 869.00	\$ 852.38	\$ 42.62	\$ 895.00	
	Mon - Thurs, 8 - 4pm, 125 people or less		\$ 103.57	\$ 108.75	\$ 106.67	\$ 5.33	\$ 112.00	
Double with Lounge (5600 sq.ft.) (Social Hall)	Per Day		\$ 1,375.24	\$ 1,444.00	\$ 1,416.43	\$ 70.82	\$ 1,487.25	
	Per Hour	(minimum 4 hours booking)	\$ 291.43	\$ 306.00	\$ 300.24	\$ 15.01	\$ 315.25	
	Weekday 8am-6pm		\$ 918.10	\$ 964.01	\$ 945.71	\$ 47.29	\$ 993.00	
Kitchen (when available)	Per Day		\$ 223.43	\$ 234.60	\$ 230.24	\$ 11.51	\$ 241.75	
	Plates and Cutlery	Per Set/Per Day	\$ 1.57	\$ 1.65	\$ 1.58	\$ 0.08 \$ 0.09	\$ 1.75	
Decorating/Setup/Cleanup	1 day		\$ 289.52	\$ 304.00	\$ 298.10	\$ 14.90	\$ 313.00	
	2 days		\$ 534.29	\$ 561.00	\$ 550.23	\$ 27.51	\$ 577.75	
InnovationPlex Lounge (2000 sq.ft)			2023/2024	2023/2024	2024/2025	GST	PST	2024/2025
Damage Deposit	Per Rental		\$ 625.00	\$ 625.00	\$ 625.00		\$ 625.00	
Rental	Per Hour	Min 2 hr rental	\$ 92.38	\$ 97.00	\$ 95.24	\$ 4.76	\$ 100.00	
	Per Day		\$ 680.00	\$ 714.00	\$ 700.48	\$ 35.02	\$ 735.50	
Decorating/Set Up/Clean Up	1 day		\$ 289.52	\$ 304.00	\$ 298.10	\$ 14.90	\$ 313.00	
	2 days		\$ 534.29	\$ 561.00	\$ 550.23	\$ 27.51	\$ 577.75	
InnovationPlex Meeting Rooms			2023/2024	2023/2024	2024/2025	GST	PST	2024/2025
InnovationPlex Board Room (upstairs)								
Damage Deposit	Per Rental		\$ 250.00	\$ 250.00	\$ 250.00		\$ 250.00	
Rental	Per Hour	(min 2 hours April-Sept)	\$ 48.57	\$ 51.00	\$ 50.00	\$ 2.50	\$ 52.50	
	Per Day		\$ 242.86	\$ 255.00	\$ 250.00	\$ 12.50	\$ 262.50	
InnovationPlex Conference Room (larger)								
Damage Deposit			\$ 250.00	\$ 250.00	\$ 250.00		\$ 250.00	
Rental	Per Hour	(min 2 hours year round)	\$ 72.86	\$ 76.50	\$ 75.00	\$ 3.75	\$ 78.75	
	Per Day		\$ 388.57	\$ 408.00	\$ 400.24	\$ 20.01	\$ 420.25	
S3 Arena East & InnovationPlex Arena Lobby			2023/2024	2023/2024	2024/2025	GST	PST	2024/2025
Damage Deposit	Per Rental		\$ 150.00	\$ 150.00	\$ 150.00		\$ 150.00	
Rental	Per Hour		\$ 44.05	\$ 46.25	\$ 45.47	\$ 2.27	\$ 47.75	
	Per Day		\$ 242.86	\$ 255.00	\$ 250.00	\$ 12.50	\$ 262.50	
LCol Clifton Centre			2023/2024	2023/2024	2024/2025	GST	PST	2024/2025
Damage Deposit (gym & lounge)	Per Rental		\$ 150.00	\$ 150.00	\$ 150.00		\$ 150.00	
Gymnasium	Cadets/Hour (incl. gym, lower lounge and range)		\$ 21.90	\$ 23.00	\$ 23.10	\$ 1.15	\$ 24.25	
	Judo Room/Hour		\$ 5.48	\$ 5.75	\$ 5.71	\$ 0.29	\$ 6.00	
	Youth/Hour		\$ 25.00	\$ 26.25	\$ 26.19	\$ 1.31	\$ 27.50	
	Adult /Hour		\$ 49.95	\$ 52.45	\$ 52.38	\$ 2.62	\$ 55.00	
	Per Day including Lounge		\$ 618.57	\$ 649.50	\$ 649.53	\$ 32.48	\$ 682.00	
	Non-Prime Use/Hour (9am-3:30pm; M-F; no STATs)		\$ 26.19	\$ 27.50	\$ 27.62	\$ 1.38	\$ 29.00	
Extra equipment for rent			\$ 10.95	\$ 12.15	\$ 11.49	\$ 0.57 \$ 0.69	\$ 12.75	
<small>(giant jenga, mini golf, juggling set, pickleball rackets/balls, parachute, blow up soccer field)</small>								
Lower Lounge	Damage Deposit		\$ 50.00	\$ 50.00	\$ 50.00		\$ 50.00	
	Youth/Hour		\$ 25.00	\$ 26.25	\$ 26.19	\$ 1.31	\$ 27.50	
	Adult/Hour		\$ 49.95	\$ 52.45	\$ 52.38	\$ 2.62	\$ 55.00	
	Per Day		\$ 204.86	\$ 215.10	\$ 215.00	\$ 10.75	\$ 225.75	
Birthday Party	Damage Deposit		\$ 50.00	\$ 50.00	\$ 50.00		\$ 50.00	
	Gym & Lower Lounge - 2 hour rental		\$ 100.00	\$ 105.00	\$ 104.76	\$ 5.24	\$ 110.00	
Rifle Range	Per Hour		\$ 31.57	\$ 33.15	\$ 33.10	\$ 1.65	\$ 34.75	
Office/Storage Space	Sq.Ft./Month		\$ 2.65	\$ 2.78	\$ 2.76	\$ 0.14	\$ 2.90	
Dickson Community Centre			2023/2024	2023/2024	2024/2025	GST	PST	2024/2025
Gymnasium	Youth/Hour		\$ 36.43	\$ 38.25	\$ 38.33	\$ 1.92	\$ 40.25	

*All rates include applicable taxes.

**Rates subject to change

	Adult/Hour	\$ 52.00	\$ 54.60	\$ 54.52	\$ 2.73		\$ 57.25
Currently not available as space rented out	Per Day including an available classroom	\$ 748.10	\$ 785.51	\$ 785.48	\$ 39.27		\$ 824.75
	Non-Prime Use/Hour (9am-3:30pm; M-F, no STATs)	\$ 41.90	\$ 44.00	\$ 44.05	\$ 2.20		\$ 46.25
Classroom							
Damage Deposit (Classroom only)		\$ 50.00	\$ 50.00	\$ 52.50			\$ 52.50
	Youth/Hour	\$ 36.67	\$ 38.50	\$ 38.57	\$ 1.93		\$ 40.50
	Adult/Hour	\$ 52.00	\$ 54.60	\$ 54.52	\$ 2.73		\$ 57.25
	Per Day	\$ 204.86	\$ 215.10	\$ 215.00	\$ 10.75		\$ 225.75
Gymnasium & Classroom							
Damage Deposit (Gym & Classroom)		\$ 125.00	\$ 125.00	\$ 125.00			\$ 125.00
	Youth/Hour	\$ 62.14	\$ 65.25	\$ 65.24	\$ 3.26		\$ 68.50
	Adult/Hour	\$ 83.10	\$ 87.25	\$ 87.25	\$ 4.36		\$ 91.62
Birthday Party		\$ 47.62	\$ 50.00	\$ 50.00			\$ 50.00
	Youth (min 2 hour booking)	\$ 124.33	\$ 130.55	\$ 130.48	\$ 6.52		\$ 137.00
	Adult (min 2 hour booking)	\$ 166.19	\$ 174.50	\$ 174.52	\$ 8.73		\$ 183.25
	gym & small kitchen access with table and chairs - 2 hour rental						
Outdoor Facilities		2023/2024	2023/2024	2024/2025	GST	PST	2024/2025
Key Deposit	All Facilities	\$ 50.00	\$ 50.00	\$ 50.00			\$ 50.00
Ball Diamonds							
	Slo-Pitch Team/Season (10 games @ \$86.75 a game)	\$ 810.00	\$ 850.50	\$ 826.19	\$ 41.31		\$ 867.50
	Ladies Fastball Team/Se (8.5 games @ 86.75 a game)	\$ 688.57	\$ 723.00	\$ 702.38	\$ 35.12		\$ 737.50
	Part-Time Team/Season (5.5 games @ 86.75 a game)	\$ 445.00	\$ 467.25	\$ 453.81	\$ 22.69		\$ 476.50
	Diamond/Game	\$ 80.95	\$ 85.00	\$ 83.33	\$ 4.17		\$ 87.50
	Diamond/Day	\$ 160.00	\$ 168.00	\$ 164.76	\$ 8.24		\$ 173.00
Mitchell Field							
	Light Use/Game	\$ 256.00	\$ 268.80	\$ 263.81	\$ 13.19		\$ 277.00
Athletic Field Maintenance							
	Youth: Each	\$ 11.90	\$ 12.50	\$ 12.39	\$ 0.62		\$ 13.00
	Adult: Each	\$ 14.76	\$ 15.50	\$ 15.48	\$ 0.77		\$ 16.25
Outdoor Rinks (winter)							
	Per Hour	\$ 46.19	\$ 48.50	\$ 47.62	\$ 2.38		\$ 50.00
Washrooms & Park Concessions							
	Per Day (Regular hours 9am to 8pm)	\$ 46.19	\$ 48.50	\$ 47.62	\$ 2.38		\$ 50.00
	Per Week	\$ 161.90	\$ 170.00	\$ 166.67	\$ 8.33		\$ 175.00
Wasroom open May long weekend and close after Sept long weekend)							
Bleachers							
	Small Bleacher Move (holds 25 people)	\$ 126.35	\$ 140.25	\$ 130.18	\$ 6.51	\$ 7.81	\$ 144.50
	Large Bleacher Move (holds 40 people)	\$ 252.25	\$ 280.00	\$ 259.91	\$ 13.00	\$ 15.59	\$ 288.50
Chinook Parkway Garden Plots		\$ 45.95	\$ 48.25	\$ 47.38	\$ 2.37		\$ 49.75
Janie Helen Rempel Community Gardens							
	3X14 (42 sq ft) Boxes A2-5	\$ 53.57	\$ 56.25	\$ 55.24	\$ 2.76		\$ 58.00
	3X20 (60 sq ft) Box A1	\$ 76.19	\$ 80.00	\$ 78.58	\$ 3.93		\$ 82.50
	4X8 (32 sq ft) Box B1-B17	\$ 40.95	\$ 43.00	\$ 42.14	\$ 2.11		\$ 44.25
	4X8X2'H (32 sq ft) A6-9	\$ 40.95	\$ 43.00	\$ 42.14	\$ 2.11		\$ 44.25
	4X16 (64 sq ft) D1-43	\$ 81.90	\$ 86.00	\$ 84.29	\$ 4.21		\$ 88.50
	4X12 (48 sq ft) C1-59	\$ 60.00	\$ 63.00	\$ 61.90	\$ 3.10		\$ 65.00
	6x10x18.5 (40 sq ft) A10-13	\$ 50.00	\$ 52.50	\$ 51.43	\$ 2.57		\$ 54.00
	16x16 (256 sq ft) E1-5	\$ 245.00	\$ 257.25	\$ 252.38	\$ 12.62		\$ 265.00
Outdoor Facilities		2023/2024	2023/2024	2024/2025	GST	PST	2024/2025
Garbage Barrels (max of 6)	Each	\$ 8.24	\$ 9.15	\$ 8.56	\$ 0.43	\$ 0.51	\$ 9.50
Park Rentals							
	Per Day	\$ 138.57	\$ 145.50	\$ 142.86	\$ 7.14		\$ 150.00
	Per Hour	\$ 46.19	\$ 48.50	\$ 47.62	\$ 2.38		\$ 50.00
Chinook Parkway							
	Per day	\$ 106.90	\$ 112.25	\$ 110.00	\$ 5.50		\$ 115.50
Picnic Tables (60)							
	Each /Per Day	\$ 25.45	\$ 28.25	\$ 26.12	\$ 1.31	\$ 1.57	\$ 29.00
	Each /Per Weekend	\$ 38.51	\$ 42.75	\$ 39.64	\$ 1.98	\$ 2.38	\$ 44.00
	Each /Per Day Out of Town	\$ 40.09	\$ 44.50	\$ 41.21	\$ 2.06	\$ 2.47	\$ 45.75
	Each /Per Week Out of Town	\$ 51.13	\$ 56.75	\$ 52.70	\$ 2.64	\$ 3.16	\$ 58.50
Athletic Fields: Riverside & Highland							
	Per Hour/Game	\$ 62.86	\$ 66.00	\$ 64.77	\$ 3.24		\$ 68.00
	Per Day	\$ 162.86	\$ 171.00	\$ 167.62	\$ 8.38		\$ 176.00

*All rates include applicable taxes.

**Rates subject to change

Athletic Field Fees for Clubs	Deposit for Equipment/Key if required	\$ 95.24	\$ 100.00	\$ 98.10	\$ 4.90	\$ 103.00
Beach Volleyball Courts	Youth Per Day/Per Court	\$ 22.86	\$ 24.00	\$ 23.58	\$ 1.18	\$ 24.75
	Adult Per Day/Per Court	\$ 26.19	\$ 27.50	\$ 26.91	\$ 1.35	\$ 28.25
Tennis Courts/Pickleball Courts	Per day/Per Court	\$ 26.19	\$ 27.50	\$ 26.91	\$ 1.35	\$ 28.25

Kinetic Park: Palliser Pavilion (6000 sq.ft.)		2023/2024	2023/2024	2024/2025	GST	PST	2024/2025
Damage Deposit	Per Rental	\$ 625.00	\$ 625.00	\$ 625.00			\$ 625.00
Key Deposit	All Facilities (Only if required - usually have staff on site)	\$ 50.00	\$ 50.00	\$ 50.00			\$ 50.00
Stat Day for Palliser and Stockade	Per Day	\$ 586.19	\$ 615.50	\$ 603.81	\$ 30.19		\$ 634.00
Exhibit Area	Per Day	\$ 1,375.24	\$ 1,444.00	\$ 1,416.43	\$ 70.82		\$ 1,487.25
	Per hour (Minimum 2 hour rental)	\$ 206.90	\$ 217.25	\$ 213.10	\$ 10.65		\$ 223.75
	Weekday 8am-6pm	\$ 918.10	\$ 964.01	\$ 945.71	\$ 47.29		\$ 993.00
	Mon - Thurs, 8 - 4pm, 125 people or less	\$ 103.57	\$ 108.75	\$ 106.67	\$ 5.33		\$ 112.00
Sport/Rec	Non-Prime Recreational Floor/Hour (Weekdays 8am-4pm)	\$ 40.00	\$ 42.00	\$ 41.19	\$ 2.06		\$ 43.25
Sport/Rec	Prime Time Recreational Floor/Hour (Evening/Weekends)	\$ 50.00	\$ 52.50	\$ 51.43	\$ 2.57		\$ 54.00
Setup/Cleanup	1 day only until 2pm on Sunday	\$ 289.52	\$ 304.00	\$ 298.10	\$ 14.90		\$ 313.00
	2 days Friday 8am to 4:30pm	\$ 534.29	\$ 561.00	\$ 550.23	\$ 27.51		\$ 577.75
Kitchen (when available)	Per Day	\$ 223.33	\$ 234.50	\$ 230.00	\$ 11.50		\$ 241.50

Stampede Room (846 sq.ft.)		2023/2024	2023/2024	2024/2025	GST	PST	2024/2025
Damage Deposit	Per Rental	\$ 50.00	\$ 50.00	\$ 50.00			\$ 50.00
Rental	Per Hour	\$ 29.05	\$ 30.50	\$ 30.00	\$ 1.50		\$ 31.50
	Per Day	\$ 155.48	\$ 163.25	\$ 160.23	\$ 8.01		\$ 168.25
Wildlife Federation	Per Month	\$ 185.00	\$ 194.25	\$ 190.48	\$ 9.52		\$ 200.00

Stockade (22,500 sq.ft.)		2023/2024	2023/2024	2024/2025	GST	PST	2024/2025
Key Deposit	All Facilities (Only if required - usually have staff on site)	\$ 50.00	\$ 50.00	\$ 50.00			\$ 50.00
	Per Day	\$ 569.29	\$ 597.75	\$ 586.43	\$ 29.32		\$ 615.75
Damage Deposit	Per Rental	\$ 625.00	\$ 625.00	\$ 625.00			\$ 625.00
Exhibit Area/Lobby	Per Day	\$ 2,385.71	\$ 2,505.00	\$ 2,457.38	\$ 122.87		\$ 2,580.25
Please note: 2nd Day - No additional Set Up							
	Set Up Day (7:30am-4:30pm)	\$ 895.76	\$ 940.55	\$ 922.62	\$ 46.13		\$ 968.75
	2nd Day - no set up required	\$ 895.76	\$ 940.55	\$ 922.62	\$ 46.13		\$ 968.75
Lobby	Damage Deposit	\$ 50.00	\$ 50.00	\$ 50.00			\$ 50.00
	Rental/Hour	\$ 29.52	\$ 31.00	\$ 30.48	\$ 1.52		\$ 32.00
	Rental/Day	\$ 155.48	\$ 163.25	\$ 160.23	\$ 8.01		\$ 168.25
Recreational Use	Youth/Hour/Full Floor	\$ 76.43	\$ 80.25	\$ 78.81	\$ 3.94		\$ 82.75
	Youth/Hour/Half Floor	\$ 54.05	\$ 56.75	\$ 55.71	\$ 2.79		\$ 58.50
	Adult/Hour/Full Floor	\$ 114.05	\$ 119.75	\$ 117.38	\$ 5.87		\$ 123.25
	Adult/Hour/Half Floor	\$ 80.48	\$ 84.50	\$ 82.85	\$ 4.14		\$ 87.00
	Tournament Full Floor (Youth)			\$ 91.90	\$ 4.60		\$ 96.50
	Tournament Full Floor (Adult)			\$ 134.76	\$ 6.74		\$ 141.50
Non Prime Time (Monday to Friday - 8am to 4pm)							
	Youth/Hour/Full Floor	\$ 33.33	\$ 35.00	\$ 34.29	\$ 1.71		\$ 36.00
	Youth/Hour/Half Floor	\$ 24.52	\$ 25.75	\$ 25.24	\$ 1.26		\$ 26.50
	Adult/Hour/Full Floor	\$ 65.67	\$ 68.95	\$ 67.62	\$ 3.38		\$ 71.00
	Adult/Hour/Half Floor	\$ 49.05	\$ 51.50	\$ 50.47	\$ 2.52		\$ 53.00
Wireless Microphone	Rental	\$ 102.48	\$ 113.75	\$ 105.63	\$ 5.28	\$ 6.34	\$ 117.25

Frontier Building - Saloon (2400 sq.ft.)		2023/2024	2023/2024	2024/2025	GST	PST	2024/2025
Damage Deposit	Per Rental	\$ 275.00	\$ 275.00	\$ 275.00			\$ 275.00
Key Deposit	All Facilities (For weekend bookings)	\$ 50.00	\$ 50.00	\$ 50.00			\$ 50.00
Events	Per Day	\$ 343.05	\$ 360.20	\$ 360.24	\$ 18.01		\$ 378.25

*All rates include applicable taxes.
 **Rates subject to change

	Weekend (Fri-Sun)	\$ 680.24	\$ 714.25	\$ 714.28	\$ 35.71	\$ 750.00	
Doc's Town Church		2023/2024	2023/2024	2024/2025	GST	PST	2024/2025
Damage Deposit	Per Rental	\$ 100.00	\$ 100.00	\$ 100.00			\$ 100.00
	(reminder cannot use Tea House Parking Lot)						
Events	Per Day	\$ 186.05	\$ 195.35	\$ 191.67	\$ 9.58		\$ 201.25
Key Deposit	All Facilities (Only if required - usually have staff on site)	\$ 50.00	\$ 50.00	\$ 50.00			\$ 50.00
Hansen Park	Per Day	\$ 134.52	\$ 141.25	\$ 142.86	\$ 7.14		\$ 150.00
Camping		2023/2024	2023/2024	2024/2025	GST	PST	2024/2025
North Campground	Per Night	\$ 34.05	\$ 35.75	\$ 35.00	\$ 1.75		\$ 36.75
(20 amp & full service)	Per Week	\$ 204.05	\$ 214.25	\$ 210.24	\$ 10.51		\$ 220.75
South Campground	30 amp - full service						
	Per Night	\$ 34.05	\$ 35.75	\$ 35.00	\$ 1.75		\$ 36.75
	Per Week	\$ 204.05	\$ 214.25	\$ 210.24	\$ 10.51		\$ 220.75
	monthly - must be for 3 months	\$ 678.30	\$ 712.25	\$ 698.57	\$ 34.93		\$ 733.50
	30 amp - power only						
	Per Night	\$ 29.05	\$ 30.50	\$ 30.00	\$ 1.50		\$ 31.50
	Per Week	\$ 160.24	\$ 168.25	\$ 165.00	\$ 8.25		\$ 173.25
All other camping within	No Services						
Kinetic Park	Per Night	\$ 24.29	\$ 25.50	\$ 25.00	\$ 1.25		\$ 26.25
	Per Week	\$ 145.71	\$ 153.00	\$ 150.00	\$ 7.50		\$ 157.50
Sewer Dump Fee (charged if not camping)		\$ 11.67	\$ 12.25	\$ 11.90	\$ 0.60		\$ 12.50
Events & Activities		2023/2024	2023/2024	2024/2025	GST	PST	2024/2025
Jerry Myers Arena	Damage Deposit	\$ 500.00	\$ 500.00	\$ 500.00			\$ 500.00
(incl. sound booth)	Per Day	\$ 1,904.29	\$ 1,999.50	\$ 1,961.43	\$ 98.07		\$ 2,059.50
	Light Use/Per Day	\$ 261.19	\$ 274.25	\$ 269.05	\$ 13.45		\$ 282.50
Barns	Per Barn/Per Day (Barn 6 is rented by the stall)	\$ 266.19	\$ 279.50	\$ 274.29	\$ 13.71		\$ 288.00
	Clean Up Charge	\$ 305.95	\$ 321.25	\$ 315.24	\$ 15.76		\$ 331.00
Stall (inside - 7' x 9')	Per Night	\$ 24.29	\$ 25.50	\$ 25.00	\$ 1.25		\$ 26.25
Stall (outside - 20'x20')	Per Night	\$ 14.52	\$ 15.25	\$ 15.00	\$ 0.75		\$ 15.75
Stall Damage Deposit/Clean up Charge - Refundable		\$ 24.29	\$ 25.50	\$ 25.00			\$ 25.00
Grassed Arena	Per Day	\$ 69.00	\$ 72.45	\$ 70.95	\$ 3.55		\$ 74.50
Cutting Horse Arena	Damage Deposit	\$ 250.00	\$ 250.00	\$ 250.00			\$ 250.00
	Per Day	\$ 255.48	\$ 268.25	\$ 263.09	\$ 13.15		\$ 276.25
	Hourly	\$ 59.05	\$ 62.00	\$ 60.71	\$ 3.04		\$ 63.75
	Drop In Per Horse (max 2 hours)	\$ 9.52	\$ 10.00	\$ 9.77	\$ 0.49		\$ 10.25
Magnus Newland Arena	Damage Deposit	\$ 525.00	\$ 525.00	\$ 525.00			\$ 525.00
	Per Day Includes one water and 1 rake done prior to event	\$ 510.00	\$ 535.50	\$ 525.24	\$ 26.26		\$ 551.50
	Drop In Per Horse (max 2 hours)	\$ 9.52	\$ 10.00	\$ 9.77	\$ 0.49		\$ 10.25
Additional services made in advance							
	Water / per water	\$ 81.67	\$ 85.75	\$ 84.05	\$ 4.20		\$ 88.25
	Rake / per rake	\$ 81.67	\$ 85.75	\$ 84.05	\$ 4.20		\$ 88.25
Winter Storage	Per Linear Foot/Month	\$ 3.19	\$ 3.35	\$ 3.29	\$ 0.16		\$ 3.45
Gun and Hobby Storage - Henry Banman		\$ 29.05	\$ 30.50	\$ 30.00	\$ 1.50		\$ 31.50
Kinetic Park Extras (pick up and drop off)		2023/2024	2023/2024	2024/2025	GST	PST	2024/2025
Off-site Damage Deposit		\$ 250.00	\$ 250.00	\$ 250.00			\$ 250.00
Drapery Offsite	Per Linear Foot	\$ 2.70	\$ 3.00	\$ 2.80	\$ 0.14	\$ 0.17	\$ 3.10
Drapery Onsite	Per Linear Foot	\$ 1.67	\$ 1.85	\$ 1.71	\$ 0.09	\$ 0.10	\$ 1.90
Portable Stage	Entire Stage (covered) /Per event	\$ 738.29	\$ 819.50	\$ 760.36	\$ 38.02	\$ 45.62	\$ 844.00
(height 30"; within city limits)	Each Piece (5 - 4x8 and 20 - 8x8) /Per event	\$ 64.41	\$ 71.50	\$ 66.44	\$ 3.32	\$ 3.99	\$ 73.75
Has to be delivered via City vehicle	Delivery off site (includes delivery & pick up)	\$ 234.01	\$ 259.75	\$ 240.99	\$ 12.05	\$ 14.46	\$ 267.50
Drum Riser (4'x8'x18")	Per Piece (6 in total) /Per event	\$ 28.15	\$ 31.25	\$ 29.06	\$ 1.45	\$ 1.74	\$ 32.25

*All rates include applicable taxes.

**Rates subject to change

Crown & Anchor Wheel	Per Day	\$ 31.08	\$ 34.50	\$ 31.98	\$ 1.60	\$ 1.92	\$ 35.50
	Per Week	\$ 102.03	\$ 113.25	\$ 105.18	\$ 5.26	\$ 6.31	\$ 116.75
Black Jack Tables (8)	Each/Per Day	\$ -	\$ -				
<i>Includes: Cards, shoes, markers, etc. (8 sets)</i>							
Draw Barrel (1 of each size)	Per Day (No longer rent out - onsite use only)	\$ 7.66	\$ 8.50	\$ 7.88	\$ 0.39	\$ 0.47	\$ 8.75
Beer Cooler (portable)	Per Day	\$ 175.45	\$ 194.75	\$ 180.63	\$ 9.03	\$ 10.84	\$ 200.50
Portable Loading Chute (for City Community Events Only)		\$ 234.23	\$ 260.00	\$ 241.22	\$ 12.06	\$ 14.47	\$ 267.75
Full Service Coffee (business hours)	100 Cups	\$ 59.87	\$ 66.45	\$ 61.72	\$ 3.09	\$ 3.70	\$ 68.50
Banquet Tables (195) 96"x32"	Each/Per Day	\$ 19.82	\$ 22.00	\$ 20.50	\$ 1.02	\$ 1.23	\$ 22.75
	Each / Per Weekend	\$ 29.51	\$ 32.75	\$ 30.40	\$ 1.52	\$ 1.82	\$ 33.75
Picnic Tables (48)	Each / Per Day	\$ 24.77	\$ 27.50	\$ 25.45	\$ 1.27	\$ 1.53	\$ 28.25
	Each / Per Weekend	\$ 37.39	\$ 41.50	\$ 38.51	\$ 1.93	\$ 2.31	\$ 42.75
	Each / Per Day Out of Town	\$ 39.87	\$ 44.25	\$ 40.99	\$ 2.05	\$ 2.46	\$ 45.50
	Each / Per Week Out of Town	\$ 49.55	\$ 55.00	\$ 51.13	\$ 2.56	\$ 3.07	\$ 56.75
Brown Park Benches (27)	Each / Per Day	\$ 13.06	\$ 14.50	\$ 13.52	\$ 0.68	\$ 0.81	\$ 15.00
Plastic Chairs (black 411, red 163 & blue 426)	Each / Per Day	\$ 2.03	\$ 2.25	\$ 2.07	\$ 0.10	\$ 0.12	\$ 2.30
	Each / Per Weekend	\$ 3.02	\$ 3.35	\$ 3.11	\$ 0.16	\$ 0.19	\$ 3.45
Portable Bleachers (have 20)	Large - hold 50	\$ 144.82	\$ 160.75	\$ 149.10	\$ 7.45	\$ 8.95	\$ 165.50
	Small - hold 20-30	\$ 166.89	\$ 185.25	\$ 171.85	\$ 8.59	\$ 10.31	\$ 190.75
	Each /Per Day or Weekend	\$ 116.35	\$ 129.15	\$ 119.82	\$ 5.99	\$ 7.19	\$ 133.00
Railway Sign	Per Week (Mon - Mon)	\$ 143.81	\$ 151.00	\$ 148.09	\$ 7.40		\$ 155.50
	Per Month	\$ 389.76	\$ 409.25	\$ 401.43	\$ 20.07		\$ 421.50
Portable signage as per policy	10 days	\$ 82.43	\$ 86.55	\$ 85.00	\$ 4.25		\$ 89.25
Portable Projector and Screen	On grounds only /Per Rental	\$ 114.64	\$ 127.25	\$ 118.02	\$ 5.90	\$ 7.08	\$ 131.00
Portable Bar	Full Bar (all 6 pieces below)	\$ 114.64	\$ 127.25	\$ 118.02	\$ 5.90	\$ 7.08	\$ 131.00
	Per Piece (2 - 8' and 4 - 16')	\$ 43.25	\$ 48.00	\$ 44.59	\$ 2.23	\$ 2.68	\$ 49.50
Parking Lot (InnovationPlex & Kinetic Park)	Small Usage - Not Disrupting	\$ 210.00	\$ 220.50	\$ 216.19	\$ 10.81		\$ 227.00
	Large Usage - Unable to Utilize	\$ 1,057.00	\$ 1,109.85	\$ 1,088.81	\$ 54.44		\$ 1,143.25
PA System (2 portable units)	(Call Kinetic Park 306-778-1621 for rental)	\$ 194.29	\$ 215.66	\$ 200.23	\$ 10.01	\$ 12.01	\$ 222.25
Wind Panels	Per Panel (2 -12 foot panels 3 - 20 feet panels)	\$ 104.05	\$ 115.50	\$ 107.20	\$ 5.36	\$ 6.43	\$ 119.00

*All rates include applicable taxes.

**Rates subject to change

Aquatic Centre		2023/2024	2023/2024	2024/2025	GST	PST	2024/2025
General Public	Whole Pool/Hour	\$ 356.76	\$ 374.60	\$ 360.23	\$ 18.01		\$ 378.25
	Additional Guard/Hour	\$ 59.01	\$ 61.97	\$ 59.52	\$ 2.98		\$ 62.50
	1/2 Pool/Hour	\$ 177.04	\$ 185.90	\$ 178.81	\$ 8.94		\$ 187.75
	Wrong rate 1/3 pool needs to be high	\$ 120.21	\$ 126.23	\$ 121.43	\$ 6.07		\$ 127.50
	1/6 Pool/Hour	\$ 59.99	\$ 62.99	\$ 60.48	\$ 3.02		\$ 63.50
	Teach Pool	\$ 63.39	\$ 66.56	\$ 64.05	\$ 3.20		\$ 67.25
School/Swim Club Rates							
	1/2 Pool/Hour	\$ 119.00	\$ 124.95	\$ 120.24	\$ 6.01		\$ 126.25
	1/3 Pool/Hour	\$ 79.66	\$ 83.64	\$ 80.47	\$ 4.02		\$ 84.50
	1/4 Pool/Hour	\$ 63.39	\$ 66.56	\$ 64.05	\$ 3.20		\$ 67.25
	1/6 Pool/Hour	\$ 42.99	\$ 45.14	\$ 43.34	\$ 2.17		\$ 45.50
	2/3 Pool/Hour	\$ 156.16	\$ 163.97	\$ 157.62	\$ 7.88		\$ 165.50
	3/4 Pool/Hour (widths)	\$ 177.77	\$ 186.66	\$ 179.52	\$ 8.98		\$ 188.50
	Teach Pool	\$ 51.97	\$ 54.57	\$ 52.38	\$ 2.62		\$ 55.00
	Swim Club Whole Pool/Hour	\$ 183.60	\$ 192.78	\$ 185.48	\$ 9.27		\$ 194.75
	School Whole Pool/Hour	\$ 236.79	\$ 248.63	\$ 239.04	\$ 11.95		\$ 251.00
Swim Meets	12 hours	\$ 1,857.86	\$ 1,950.75	\$ 1,876.43	\$ 93.82		\$ 1,970.25
	6 hours	\$ 928.69	\$ 975.12	\$ 937.85	\$ 46.89		\$ 984.75
	8 hours - Sunday	\$ 695.54	\$ 730.32	\$ 702.38	\$ 35.12		\$ 737.50
Private Lessons	1/2 hour	\$ 32.54	\$ 34.17	\$ 32.86	\$ 1.64		\$ 34.50
	3/4 hour	\$ 47.11	\$ 49.47	\$ 47.62	\$ 2.38		\$ 50.00
	1 hour	\$ 60.96	\$ 64.01	\$ 61.67	\$ 3.08		\$ 64.75
Fairview Pool		2023/2024	2023/2024	2024/2025	GST	PST	2024/2025
General Public	Whole Pool/Hour	\$ 204.24	\$ 214.46	\$ 206.19	\$ 10.31		\$ 216.50
	1/2 Pool/Hour	\$ 102.00	\$ 107.10	\$ 102.86	\$ 5.14		\$ 108.00
	Dive Tank	\$ 55.13	\$ 57.89	\$ 55.71	\$ 2.79		\$ 58.50
	1/6 Pool/Hour	\$ 36.91	\$ 38.76	\$ 37.38	\$ 1.87		\$ 39.25
Non-Prime Time Swim Clubs	Whole Pool/Hour	\$ 90.83	\$ 95.37	\$ 91.67	\$ 4.58		\$ 96.25
Prime Time Swim Clubs	Whole Pool/Hour	\$ 124.59	\$ 130.82	\$ 125.71	\$ 6.29		\$ 132.00
	1/6 Pool/Hour	\$ 22.59	\$ 23.72	\$ 22.86	\$ 1.14		\$ 24.00
Swim Meets	12 hours	\$ 1,689.31	\$ 1,773.78	\$ 1,706.19	\$ 85.31		\$ 1,791.50
Admissions - Aquatic Centre & Fairview		2023/2024	2023/2024	2024/2025	GST	PST	2024/2025
Preschool (Ages 3-6)	Single	\$ 4.50	\$ 5.00	\$ 4.50	\$ 0.23	\$ 0.27	\$ 5.00
	10 Pass	\$ 31.90	\$ 35.41	\$ 32.21	\$ 1.61	\$ 1.93	\$ 35.75
	3 Month Pass	\$ 74.87	\$ 83.11	\$ 75.68	\$ 3.78	\$ 4.54	\$ 84.00
	6 Month Pass	\$ 126.80	\$ 140.75	\$ 128.15	\$ 6.41	\$ 7.69	\$ 142.25
	Aquatic Centre Season Pass (9 Months)	\$ 179.27	\$ 198.99	\$ 181.08	\$ 9.05	\$ 10.86	\$ 201.00
Child (Ages 7-11)	Single	\$ 5.18	\$ 5.75	\$ 5.18	\$ 0.26	\$ 0.31	\$ 5.75
	10 Pass	\$ 37.96	\$ 42.14	\$ 38.29	\$ 1.91	\$ 2.30	\$ 42.50
	3 Month Pass	\$ 86.25	\$ 95.74	\$ 87.16	\$ 4.36	\$ 5.23	\$ 96.75
	6 Month Pass	\$ 169.25	\$ 187.87	\$ 170.94	\$ 8.55	\$ 10.26	\$ 189.75
	Aquatic Centre Season Pass (9 Months)	\$ 254.66	\$ 282.67	\$ 257.21	\$ 12.86	\$ 15.43	\$ 285.50
Youth/Student (Ages 12-17) (Student Card Must Be Provided)	Single	\$ 6.31	\$ 7.00	\$ 6.30	\$ 0.32	\$ 0.38	\$ 7.00
	10 Pass	\$ 47.98	\$ 53.26	\$ 48.42	\$ 2.42	\$ 2.91	\$ 53.75
	3 Month Pass	\$ 114.94	\$ 127.58	\$ 115.99	\$ 5.80	\$ 6.96	\$ 128.75
	6 Month Pass	\$ 216.70	\$ 240.54	\$ 218.92	\$ 10.95	\$ 13.14	\$ 243.00
	Aquatic Centre Season Pass (9 Months)	\$ 298.69	\$ 331.55	\$ 301.58	\$ 15.08	\$ 18.09	\$ 334.75
Adult (Ages 18-64)	Single	\$ 8.34	\$ 9.25	\$ 8.33	\$ 0.42	\$ 0.50	\$ 9.25
	10 Pass	\$ 69.60	\$ 77.26	\$ 70.27	\$ 3.51	\$ 4.22	\$ 78.00
	3 Month Pass	\$ 169.77	\$ 188.44	\$ 171.40	\$ 8.57	\$ 10.28	\$ 190.25
	6 Month Pass	\$ 330.06	\$ 366.37	\$ 333.33	\$ 16.67	\$ 20.00	\$ 370.00
	Aquatic Centre Season Pass (9 Months)	\$ 448.69	\$ 498.05	\$ 453.16	\$ 22.66	\$ 27.19	\$ 503.00
Senior (Age 65+)	Single	\$ 6.31	\$ 7.00	\$ 6.30	\$ 0.32	\$ 0.38	\$ 7.00
	10 Pass	\$ 47.98	\$ 53.26	\$ 48.42	\$ 2.42	\$ 2.91	\$ 53.75
	3 Month Pass	\$ 114.94	\$ 127.58	\$ 115.99	\$ 5.80	\$ 6.96	\$ 128.75
	6 Month Pass	\$ 216.70	\$ 240.54	\$ 218.92	\$ 10.95	\$ 13.14	\$ 243.00
	Aquatic Centre Season Pass (9 Months)	\$ 298.69	\$ 331.55	\$ 301.58	\$ 15.08	\$ 18.09	\$ 334.75

*All rates include applicable taxes.

**Rates subject to change

Combo (max 5 members) (min of 1 adult or max of 2)	Single	\$ 15.99	\$ 17.75	\$ 16.22	\$ 0.81	\$ 0.97	\$ 18.00
	10 Pass	\$ 132.60	\$ 147.19	\$ 134.01	\$ 6.70	\$ 8.04	\$ 148.75
	3 Month Pass	\$ 291.04	\$ 323.05	\$ 293.92	\$ 14.70	\$ 17.64	\$ 326.25
	6 Month Pass	\$ 540.96	\$ 600.47	\$ 546.40	\$ 27.32	\$ 32.78	\$ 606.50
	Aquatic Centre Season Pass (9 Months)	\$ 747.83	\$ 830.09	\$ 755.41	\$ 37.77	\$ 45.32	\$ 838.50

Fairview Pool Passes		2023/2024	2023/2024	2024/2025	GST	PST	2024/2025
Day Pass allows the public to pay once to come in the afternoon and evening if they wish. So say a morning and evening lane swim.							
Preschool	Season Pass	\$ 60.63	\$ 67.30	\$ 61.26	\$ 3.06	\$ 3.68	\$ 68.00
	Day Pass	\$ 5.54	\$ 6.15	\$ 5.63	\$ 0.28	\$ 0.34	\$ 6.25
Child	Season Pass	\$ 82.51	\$ 91.59	\$ 83.34	\$ 4.17	\$ 5.00	\$ 92.50
	Day Pass	\$ 6.59	\$ 7.31	\$ 6.76	\$ 0.34	\$ 0.41	\$ 7.50
Youth/Student or Senior	Season Pass	\$ 104.40	\$ 115.88	\$ 105.40	\$ 5.27	\$ 6.32	\$ 117.00
	Day Pass	\$ 7.91	\$ 8.78	\$ 8.11	\$ 0.41	\$ 0.49	\$ 9.00
Adult	Season Pass	\$ 155.54	\$ 172.65	\$ 157.21	\$ 7.86	\$ 9.43	\$ 174.50
	Day Pass	\$ 10.55	\$ 11.71	\$ 10.59	\$ 0.53	\$ 0.64	\$ 11.75
Combo	Season Pass	\$ 273.64	\$ 303.74	\$ 276.35	\$ 13.82	\$ 16.58	\$ 306.75
	Day Pass	\$ 20.04	\$ 22.24	\$ 20.27	\$ 1.01	\$ 1.22	\$ 22.50

Aquatic Year Pool Passes - Allows Usage at Both Aquatic Centre and Fairview Pool		2023/2024	2023/2024	2024/2025	GST	PST	2024/2025
Preschool	Year Pass	\$ 219.34	\$ 243.47	\$ 221.62	\$ 11.08	\$ 13.30	\$ 246.00
Child	Year Pass	\$ 285.77	\$ 317.20	\$ 288.74	\$ 14.44	\$ 17.32	\$ 320.50
Youth/Student or Senior	Year Pass	\$ 364.07	\$ 404.12	\$ 367.79	\$ 18.39	\$ 22.07	\$ 408.25
Adult	Year Pass	\$ 546.59	\$ 606.71	\$ 552.03	\$ 27.60	\$ 33.12	\$ 612.75
Combo	Year Pass	\$ 934.02	\$ 1,036.76	\$ 943.47	\$ 47.17	\$ 56.61	\$ 1,047.25

Aquatic Programs		2023/2024	2023/2024	2024/2025	GST	PST	2024/2025
Fitness Classes	Single - Adult	\$ 10.00	\$ 10.50	\$ 10.00	\$ 0.50		\$ 10.50
	10 Pass	\$ 86.25	\$ 90.56	\$ 87.14	\$ 4.36		\$ 91.50
	20 Pass	\$ 159.50	\$ 167.48	\$ 161.20	\$ 8.06		\$ 169.25
	30 Pass	\$ 221.25	\$ 232.31	\$ 223.57	\$ 11.18		\$ 234.75
	Single - Youth or Senior	\$ 7.85	\$ 8.25	\$ 7.85	\$ 0.39		\$ 8.25
	10 Pass	\$ 59.50	\$ 62.48	\$ 60.00	\$ 3.00		\$ 63.00
	20 Pass	\$ 115.75	\$ 121.54	\$ 116.91	\$ 5.85		\$ 122.75
	30 Pass	\$ 167.50	\$ 175.88	\$ 169.29	\$ 8.46		\$ 177.75
Table Rental		\$ 25.75	\$ 28.58	\$ 25.90	\$ 1.30	\$ 1.55	\$ 28.75
Fairview BBQ Rental		\$ 31.25	\$ 34.69	\$ 31.53	\$ 1.58	\$ 1.89	\$ 35.00
		\$ -	\$ -				
Sound System Rental (in house only for swim competitions or Special Event	1 speaker	\$ 108.61	\$ 120.56	\$ 109.69	\$ 5.48	\$ 6.58	\$ 121.75
	2 speakers	\$ 186.38	\$ 206.88	\$ 188.28	\$ 9.41	\$ 11.30	\$ 209.00

Lifesaving Society Programs		2023/2024	2023/2024	2024/2025	GST	PST	2024/2025
SWIMMING LESSONS							
Parent & Tot 1-3, Preschool 1-5 & Swimmer 1-3	30 mins	\$ 67.00	\$ 70.35	\$ 67.14	\$ 3.36		\$ 70.50
Swimmer 4-6 and Adult 1, 2 & 3	45 mins	\$ 88.50	\$ 92.93	\$ 88.57	\$ 4.43		\$ 93.00
OTHER							
Junior Lifeguard Club, Rookie Patrol, Ranger Patrol & Star Patrol		\$ 100.00	\$ 105.00	\$ 100.00	\$ 5.00		\$ 105.00

Advanced Courses		2023/2024	2023/2024	2024/2025	GST	PST	2024/2025
Bronze Star	Registration & Lifesaving Society Exam Fees	\$ 141.90	\$ 149.00	\$ 141.90	\$ 7.10		\$ 149.00
Bronze Medallion & Bronze Cross	Registration & Lifesaving Society Exam Fees	\$ 175.24	\$ 184.00	\$ 175.24	\$ 8.76		\$ 184.00
Aquatic Emergency Care	Registration & Lifesaving Society Exam Fees	\$ 175.24	\$ 184.00	\$ 175.24	\$ 8.76		\$ 184.00
Aquatic Emergency Care (Recert)	Registration & Lifesaving Society Exam Fees	\$ 88.10	\$ 92.50	\$ 88.10	\$ 4.40		\$ 92.50
National Lifeguard	Registration & Lifesaving Society Exam Fees	\$ 368.10	\$ 386.50	\$ 368.10	\$ 18.40		\$ 386.50
National Lifeguard (recert)	Registration & Lifesaving Society Exam Fees	\$ 122.14	\$ 128.25	\$ 122.14	\$ 6.11		\$ 128.25
Lifesaving Instructor	Registration & Lifesaving Society Exam Fees	\$ 400.24	\$ 420.25	\$ 400.24	\$ 20.01		\$ 420.25

Museum		2023/2024	2023/2024	2024/2025	GST	PST	2024/2025
Damage Deposit	Per Rental	\$ 100.00	\$ 100.00	\$ 100.00			\$ 100.00
Rental	Per Hour (includes chairs, tables and projector)	\$ 50.00	\$ 52.50	\$ 51.43	\$ 2.57		\$ 54.00
	Weekday 8am-5pm per hour			\$ 25.71	\$ 1.29		\$ 27.00

*All rates include applicable taxes.

**Rates subject to change

	Set up & Clean up fee	\$ 50.00	\$ 52.50	\$ 51.43	\$ 2.57		\$ 54.00
Hockey Hall of Fame		2023/2024	2023/2024	2024/2025	GST	PST	2024/2025
Damage Deposit	Per Rental	\$ 650.00	\$ 650.00	\$ 650.00			\$ 650.00
Rental	Per Hour	\$ 203.00	\$ 213.15	\$ 209.05	\$ 10.45		\$ 219.50
Simulator		\$ 10.00	\$ 10.50	\$ 10.24	\$ 0.51		\$ 10.75
Simulator Birthday Party		\$ 98.00	\$ 102.90	\$ 100.95	\$ 5.05		\$ 106.00
Art Gallery Exhibition Space		2023/2024	2023/2024	2024/2025	GST	PST	2024/2025
Royal Conservatory	Per Booking	\$ 124.50	\$ 130.73	\$ 128.34	\$ 6.42		\$ 134.75
Sound System	Per Booking	\$ 41.50	\$ 46.07	\$ 42.80	\$ 2.14	\$ 2.57	\$ 47.50
Piano	Per Booking	\$ 52.00	\$ 57.72	\$ 53.60	\$ 2.68	\$ 3.22	\$ 59.50
WorkShop Participant Fee	Per Candidate/Regular	\$ 3.25	\$ 3.41	\$ 3.34	\$ 0.17		\$ 3.50
	Per Candidate/Clay	\$ 5.25	\$ 5.51	\$ 5.48	\$ 0.27		\$ 5.75
Art Gallery - Dickson Art Studio		2023/2024	2023/2024	2024/2025	GST	PST	2024/2025
Pottery Studio (Room 201)	Per Hour	\$ 31.25	\$ 32.81	\$ 32.15	\$ 1.61		\$ 33.75
	*Minimum 3 hour booking						
	Per Day	\$ 208.00	\$ 218.40	\$ 214.29	\$ 10.71		\$ 225.00
Classroom (Rooms 202/205)	Per Hour	\$ 26.00	\$ 27.30	\$ 26.67	\$ 1.33		\$ 28.00
	Per Day	\$ 156.00	\$ 163.80	\$ 160.71	\$ 8.04		\$ 168.75

*All rates include applicable taxes.

**Rates subject to change

BYLAW NO. X – 2024

A BYLAW of the City of Swift Current, in the Province of Saskatchewan, to amend Zoning Bylaw No. 24 – 2014 by making textual amendments to add existing mobile homes as a Permitted Principal Use in the UR – Urban Reserve District.

THE COUNCIL OF THE CITY OF SWIFT CURRENT, SASKATCHEWAN, IN COUNCIL ASSEMBLED ENACTS AS FOLLOWS:

1. Amendment

THAT Section 4.4 UR – Urban Reserve District of Zoning Bylaw No. 24 – 2014 be amended by adding a new clause under subsection 4.4.2 – Permitted Principal Uses as follows:

4.4.2.8 existing mobile homes.

2. Effective Date

This Bylaw shall come into force and take effect upon on the day of final passing thereof.

_____ **MAYOR** _____ **CITY CLERK**

INTRODUCED AND READ a first time this --- day of April, 2024.

READ a second time this this --- day of April, 2024.

READ a third time and finally passed this --- day of April, 2024.



Regular Meeting Agenda

Wednesday, March 20th, 2024

1:00 pm

- I. Call to Order
- II. Adoption of Agenda
- III. Approval of Minutes from last meeting
 - a) February 28th, 2024, Regular Meeting
- IV. Business Arising from Minutes
- V. Correspondence
 - a) Confirmation of Rental Development Project Funding – email, Lana Phillips
- VI. Management Report
 - a) 2023 Draft Audited Statement – Terri Olfert, Stark & Marsh
 - b) Accounts
 - c) 5-year Financial Comparison
- VII. New Business
- VIII. Other
 - a) Pioneer Manor Resident’s Assoc. March 2024 Meeting Minutes
- IX. Adjournment



SWIFT CURRENT & DISTRICT CHAMBER OF COMMERCE BOARD MEETING AGENDA

Wednesday March 20, 2024 | 5:00pm

Chamber of Commerce Board Room or via TEAMS - Swift Current, SK.

- | | |
|---|---------|
| 1. Approval of the Agenda | 2 min. |
| 2. Approval of Minutes from the February 21, 2024 meeting | 2 min. |
| 3. CEO Report and General Update | 5 min. |
| a. CEO Report (Karla) | |
| b. Executive Assistant Report (Heidi) | |
| 4. City of Swift Current update – Pat | 5 min. |
| 5. RM of Swift Current #137 update – Butch | 5 min. |
| 6. Group Reports: | |
| a. Administration (Doug, Logan, Vim, Ashley) | 5 min. |
| b. Advocacy (Warren, Patrick) | 5 min. |
| c. Communications (Lindsay, Bryce, Logan) | 5 min. |
| d. Financial (Chelsey, Alicia) | 10 min. |
| i. General update | |
| ii. Review of February financials and MOTION to approve: | |
| e. Membership Value (Mark, Garry, Monty) | 10 min. |
| i. Focus group results | |
| ii. MOTION to approve new members: | |
| f. Networking & Connections (Bryce, Lindsay, Ashley) | 10 min. |
| i. AAN update | |
| 7. New Business | |
| i. AGM -March 22 updates | 10 min. |
| ii. Committee amalgamation proposal discussion | 10 min. |
| iii. Community Fridge donation challenge | 2 min. |
| iv. Sask Hockey Hall of Fame event | 2 min. |
| v. Miscellaneous updates | 10 min. |
| 8. Adjournment | |

*****Next Chamber Board meeting April 17, 2024 – Chamber Boardroom or via TEAMS



REQUEST FOR ITEM TO BE DISCUSSED 'EN CAMERA'

Date: March 20, 2024
Subject: Sponsorship Proposal
Request from: General Manager of Community Services

Local Authority Freedom of Information and Protection of Privacy Act Justification:

Section 16

Request Justification: **Plans or positions related to pending management, personnel, policy or budgeting decisions.**

Nicole Spenst,
General Manager of Community Services

Jim Jones, CAO

MEETING REQUESTED TO BE HELD: immediately following the Council Meeting on April 1, 2024.

Staff Members to be in Attendance: Chief Administrative Officer, General Manager of Corporate Services, Director of Light & Power, General Manager of Infrastructure, General Manager of Community Services, General Manager of Cultural & Aquatic Services, Fire Chief, City Clerk, and Assistant to the City Clerk.




REQUEST FOR ITEM TO BE DISCUSSED 'EN CAMERA'

Date: March 20, 2024
Subject: Facility Rates
Request from: General Manager of Community Services


Local Authority Freedom of Information and Protection of Privacy Act Justification:

Section 16

Request Justification: **Plans or positions related to pending management, personnel, policy or budgeting decisions.**



Nicole Spenst,
General Manager of Community Services



Jim Jones, CAO

MEETING REQUESTED TO BE HELD: immediately following the Council Meeting on April 1, 2024.

Staff Members to be in Attendance: Chief Administrative Officer, General Manager of Corporate Services, Director of Light & Power, General Manager of Infrastructure, General Manager of Community Services, General Manager of Cultural & Aquatic Services, Fire Chief, City Clerk, and Assistant to the City Clerk.